




Wasp mote

Workshops



Wasmote Workshops

The face-to-face workshops are the best way to get started with the Wasmote Platform. In just 3 intensive days you will walk step by step from installing the compiler to write your first programs and interact with sensors and communication modules.



Syllabus

1. Wasmote Introduction
2. SD Card
3. Accelerometer
4. Real Time Clock (RTC)
5. Sleeping Modes
6. Xbee Radios
7. Sensor Boards
8. Interaction Wasmote-Meshlium
9. Over The Air Programming

Calendar

Date	Time	Duration
February 24 th - 26 th	9am - 6pm (Spanish time)	21h
May 19 th - 21 st	9am - 6pm (Spanish time)	21h
September 8 th - 10 th	9am - 6pm (Spanish time)	21h
November 3 th - 5 th	9am - 6pm (Spanish time)	21h

Note: Attendance required of at least 5 people to each Workshop.

Resources and Material

The workshops will be held in Libelium facilities in Zaragoza, Spain. Attendees will bring their laptop and Libelium will provide each of them with a Waspnote Kit. No previous knowledge is required.

Language

The workshops will be taught in English unless all the attendees are Spanish-speaking.



How to Join

Send an email to:

commercial@libelium.com

Requesting to attend to a Workshop. Specify date.

You will receive next steps by email, including pricing and payment options.

Once we receive the payment, an email will be sent to you, confirming your attendance and including credentials to connect to the webinar session.