




# Wasp mote

## Workshops



## Wasp mote Workshops

The face-to-face workshops are the best way to get started with the Wasp mote Platform. In just 3 intensive days you will walk step by step from installing the compiler to write your first programs and interact with sensors and communication modules.



## Syllabus

1. Wasp mote Introduction
2. SD Card
3. Accelerometer
4. Real Time Clock (RTC)
5. Sleeping Modes
6. Xbee Radios
7. Sensor Boards
8. Interaction Wasp mote-Meshlium
9. Over The Air Programming

## Calendar

Date	Time	Duration
February 21 <sup>st</sup> - 23 <sup>th</sup>	9am - 5pm (Spanish time)	21h
May 16 <sup>th</sup> - 18 <sup>th</sup>	9am - 5pm (Spanish time)	21h
September 12 <sup>th</sup> - 14 <sup>th</sup>	9am - 5pm (Spanish time)	21h
November 7 <sup>th</sup> - 9 <sup>th</sup>	9am - 5pm (Spanish time)	21h

*Note: Attendance required of at least 5 people to each Workshop.*

## Resources and Material

The workshops will be held in Libelium facilities in Zaragoza, Spain. Attendees will bring their laptop and Libelium will provide each of them with a Waspnote Kit. No previous knowledge is required.

## Language

The workshops will be taught in English unless all the attendees are Spanish-speaking.



## How to Join

Send an email to:

[sales@libelium.com](mailto:sales@libelium.com)

Requesting to attend to a Workshop. Specify date.

You will receive next steps by email, including pricing and payment options.

Once we receive the payment, an email will be sent to you, confirming your attendance and including credentials to connect to the webinar session.